

Product ID	Product	Dimensions (mm)	No. of Pieces per Box
SSP-805010	STANDARD	80x50x10	10
SSP-705010	REGULAR	70x50x10	10
SSP-8030	TAMPON	80x30 Ø	6
SSP-101010	DENTAL CUBES	10X10X10	32
SSP-202007	DENTAL	20X20X07	10
SSP-801507	NASAL	80X15X07	10
SSP-8007	NASAL TAMPON	80X07 Ø	20
SSP-303010	DIAL	30X30X10	10
SSP-804010	STRIFEN	80x40x10	10
SSP-802010	STRIP	80x20x10	10
SSP-802507	GYNAEC	80x25x07	10
SSP-602007	SIZE 12-7	60x20x07	10
SSP-100	SIZE 100	125x80x10	2
SSP-120	SIZE 120	120x100x10	2
SSP-200	SIZE 200	250x80x10	2
SSP-705001	SPECIAL	70X50X01	20
SSP-805001	SPECIAL	80x50x01	20
SSP-000001	POWDER	1 Gram	6
SSP-200705	FILM	200x70x0.5	10

SURGISPON[®]

Absorbable Haemostatic Gelatin Sponge



AEGIS LIFESCIENCES


Protection Through Perfection

ISO9001, ISO 13485 & GMP CERTIFIED
 215/216, Mahagujarat Industrial Estate,
 Gam : Moraiya, Post: Changodar,
 Tal. Sanand, Dist.: Ahmedabad-382213.
 Web.: aegis-lifesciences.com,
 Email: sales@aegis-lifesciences.com



Protection through **Perfection**

What is SURGISPON?



In any surgical procedure, hemostasis is vital to success.


SURGISPON® Absorbable Hemostatic Gelatin Sponge is a quick and effective hemostatic which stops bleeding fast. It reduces intraoperative bleeding and surgery time.



SURGISPON® is non-toxic, non-llergenic, non-immunogenic, and non-pyrogenic. SURGISPON® is already gamma-sterilized, and thus does not need to be resterilized. It is available in a convenient, ready to tear sterile blister/envelope, SURGISPON® unlike many haemostatic agents, does not require special storage conditions. The uniform porosity of SURGISPON® guarantees a favorable haemostasis. When implanted in vivo, it is completely absorbed within 3-4 weeks, with no residue and no encapsulation.

How does it work?

SURGISPON® adheres to the bleeding site and absorbs approximately 45 times of its own weight of blood. It has a porous structure which activates the thrombocytes at the moment blood comes in contact with the matrix of the sponge. This causes the thrombocytes to release a series of substances which promote their aggregation at the same time as their surfaces change character, thus enabling them to act as a catalyst for the formation of the fibrin, which stops the bleeding. When implanted in the tissues, it is absorbed within 3-4 weeks.



How safe is it?

- SURGISPON® is non-toxic, non-allergenic, non-immunogenic, and non-pyrogenic.
- No cholesterol, pure gelatin, no preservatives, BSE free.
- Safety & excellent tolerability No reactions or interactions with drugs or other food ingredients.
- Extremely stringent manufacturing protocols.
- Hardly any swelling on use, PH neutral.
- Due to its low molecular structure, it is totally resorbed, leaves no residue.

How to use?

Step 1. Cut a piece to the desired size

Step 2. Apply SURGISPON® either in a dry state or once saturated in antibiotic, or sterile saline solution.

Step 3. Press SURGISPON® firmly on the bleeding site, it will become fixed within a short period of time and thus control bleeding.

Step 4. The first application of SURGISPON® will usually control bleeding, but if not, additional applications may be made.

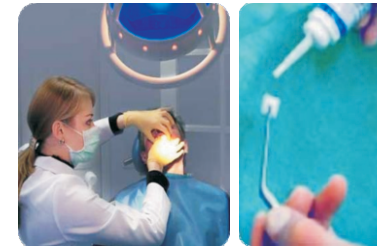
Step 5. When needed support is achieved, SURGISPON® may be removed from the site or may be left in situ.



Where is it used?

- As a Haemostatic in Surgery

Abdominal Surgery
Anorectal Surgery
Dental Surgery
ENT surgery
Genito Urinary Surgery
Gynaecological Surgery
Hysterectomy
Neuro Surgery
Orthopaedic Surgery
Otolaryngological Surgery
Partial Nephrectomy
Plastic Surgery
Vascular Surgery



- As a sealant with Thrombin

SURGISPON® is also used as a vehicle for other drugs / antibiotics such as penicillin.

- Vehicle for other Drugs

Gelatin-thrombin combinations are very helpful in achieving hemostasis. It is particularly useful in neurosurgical applications near the spine, in liver surgery where there is raw liver surface bleeding, and in vascular surgery where needle holes in PTFE grafts continue to ooze.

What are the benefits of using SURGISPON®?

SURGISPON® fulfils the surgical need for haemostasis with simple efficiency:

- Saves Valuable time for surgeons
- Reduces post operative time and fastens recovery time for the patient
- Gamma Sterile and ready to use
- Easy to cut according to need
- Secure and speedy haemostasis
- Significantly reduces blood loss
- Absorbs 40-50 times its own weight of water/oxalate blood
- No reported side effects
- Does not interfere with tissue healing
- Leaves no residue and encapsulation
- Extremely Cost effective