

AEOLUS

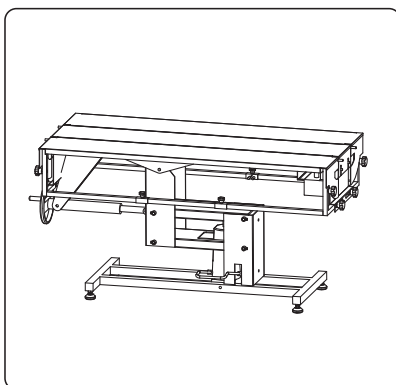
Professional Vet Equipments Supplier



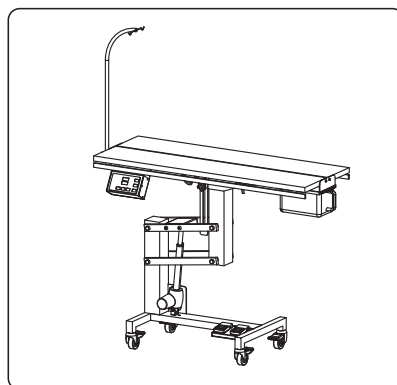
AEOLUS

Universal Surgical Table

FT-886/886H



FT-826



FT-828H

Distributor Contacts



DALLAS


11307 Indian Trail, Dallas, Texas 75229, USA.
Tel: +1 469 930 6359

SHANGHAI


Floor 5, Building 6, No. 675, Zhujin Road, Songjiang District, Shanghai, China.
Tel: +86-21-67632060, 67632364



Overview



- 1. Waste Channel
- 2. IV Pole
- 3. IV Pole Mount and Tightening Knob
- 4. Buffer Hinge
- 5. Heating System (only FT-886H)
- 6. Electric Lifting Column
- 7. Adjustable Levelers



- 8. Pet Restraint Knob
- 9. Two-panel Tabletop
- 10. Translucent Bucket for Waste Collection
- 11. Side-panel Handle
- 12. Operation-Surface Angle Adjuster
- 13. Foot Pedal

Parts list

Operation table, waste bucket, infusion IV pole.

Standard

1.Environmental Requirement:

Temperature: -5℃ ~ 40℃

Humidity: 20%R.H.---80%R.H.

2.Ingress Protection Rating: IP42

3.Our product complies with the requirements of:

EN55014-1:2006/A2:2011

EN55014-2:1997/A2:2008

EN61000-3-2:2014

EN61000-3-3:2013

4.AC Power Supply requirements: 220V, 50Hz

Specification

Dimension: 1400×W500×H610-1010 (mm) Net Weight: 80kg

Net Weight: 70kg(FT-886), 80kg(FT-886H)

Gross Weight: 85kg(FT-886), 95kg(FT-886H)

Package: 1460×580×760H (mm)

Volume: 0.65cbm

Loading Capacity:200kg(440lbs)

Ambient conditions requirements:

① Transportation and storage:

a. Ambient temperature: -10℃~ 40℃

b. Relative humidity: 10%~93%, no condensation

C. Atmosphere pressure: 700hPa~1060hPa(10.15psi~15.37psi)

② Operating conditions:

a. Ambient temperature: 18℃ ~ 30℃

b. Relative humidity: 40% ~ 65% 10%~93%, no condensation

C. Atmosphere pressure: 860hPa~1060hPa(12.47psi~15.37psi)

Brief Introduction

Accurately controlled temperature is the best way to prevent hypothermia, (without any risk of overheating).

Heated top disperses heat evenly across a broad surface.

A two panel table top system that adjusts from horizontal to near vertical to hold the pets in the desired position during surgery.

10cm (4") stainless steel trough encourages fluid run off into a drain.

Transparent drainage bucket collects waste fluid, and offers direct vision of waste liquid volume.

Powerful and durable electric lifting column holds 200kg (440lbs) on the surgery top (powered by Linak), provides long service life.

Telescoping pedestal style, slim lifting column leaves extra leg space underneath, and provides room for other equipment that needs to be close to the operating area (i.e. X-Ray equipment).

Water resistant foot pedal set provides easy and comfortable table height adjustment.

Tight and secured V-top and table tilting adjustments.

Ergonomically designed, each side panel is 9", (based upon average forearm length).

Two sliding, quick release easy controls are provided on each side of the rail provides secure pet restraint.

Special buffer system (consisting of buffer hinges and air springs) cushions the dropping impact of the entire top and V-top side panels.

Medical class casters move smoothly and brake easily.

Package Inspection

The manufacturer is not liable for any damage caused by a third party "Transport or Delivery Company".

The day the unit is delivered, an inspection of the outer packing should be made for any damage to the packing box.

Then the unit should be unpacked carefully; all components, accessories and the table itself should be inspected for any damage or loss of component parts.

If any damage is evident, the carrier or dealer should be notified immediately.

Safety Warning

1. Use only as described in this manual. Use only manufacturer's recommended attachments.

2. To reduce the risk of fire, or electric shock – DO NOT use outdoors or on wet surfaces. DO NOT place the product on an uneven or soft ground.

3. This product is not intended for use by persons (including children) with reduced physical, sensory or mental capabilities, or lack of experience and knowledge, unless they have been given supervision or instruction concerning use of the product by a person responsible for their safety.

Children should be supervised to ensure that they do not play with the product.

4. DO NOT use with damaged cord or plug.

5. DO NOT cut, damage, or modify the cord. DO NOT pull or carry by cord, use cord as a handle, close door on cord, or pull cord around sharp edges or corners. DO NOT pull, twist, or bend the cord with unnecessary force. DO NOT run the product over cord. Keep cord away from heated surfaces. DO NOT place heavy objects on the cord or allow the cord to get pinched in between objects. DO NOT wind the cord around the product.

6. DO NOT unplug by pulling on cord. To unplug, grasp the plug, not the cord.

7. DO NOT handle plug or the product with wet hands.

8. Turn off all controls before unplugging.

9. DO NOT use the product near flammable or combustible liquids such as gasoline or use in areas where they may be present. The fumes from these substances can create a fire hazard or explosion.

10. DO NOT modify, disassemble or repair. Only permit repairs to the table to be made by authorised dealers or the factory customer service department; this applies especially to replacement of a damaged power cord.

11. Make sure the local voltage and frequency of the power meet the requirements on the label of the product.

12. Avoid using the product in dusty, vibrating and wet environment and in chemical storage place.

13. Neither people nor animals should be under the tabletop when it is power-on.

14. Gently control the table to rise or lower slowly and safely.

15. Do not load the table top with weight of more than 150kg.

16. Before every use, check the table for externally visible defects. Do not operate a damaged table.

17. Never drop or insert any object into any opening of this appliance.

18. The table must be switched off and disconnected from the mains, if the table has to be cleaned, disinfected or serviced.

19. Make sure that the patient is secured firmly before operation.

20. Keep the device away from objects that can produce strong electromagnetic waves or noise to avoid malfunction.

21. Do not share a common socket with other electrical devices.

Assembly Instructions

1. Put on the waste collection box by sliding into the trough.

2. Insert the IV pole into the fixture clamp and tighten the knob when necessary.

3. Adjust the tabletop angle, whole top tilting angle and the table base height accordingly.

Operation Instructions

1. Move the table to the desired position.

2. Clean and disinfect the tabletop.

3. Power on and step on the “up” and “down” to adjust the height to a desired level.

4. Turn down the side-panel handle to release the panel. Adjust the angel of the panel and turn up the side-panel handle to lock the panel in position.

5. Insert the IV pole in the IV pole mount and turn the tightening knot to fix it.

6. (Only FT-886H) If needed, press the “power 1” button and the “power 2” button to start the heating systems of the two panels respectively. Press the “set 1” button for 3 seconds to enter the setting mode, adjust the temperature to desired level by pressing “up” and “down” buttons, press the “power 1” again to quit setting. Repeat the setting on the other panel by entering “power 2”.

7. Gently place the patient on the tabletop.

8. Start operation.

7. Move the patient away after the operation. Power off the table.

8. Before cleaning, use the operation surface angle adjuster to tilt the tabletop for easier cleaning. Clean and disinfect the tabletop.

Maintenance

In between use, the table should be cleaned with a soft cloth or sponge using a mild cleaning agent, (and then disinfected). After use, remove the waste box, clean and reinstall it. The moving part of the table should be often lubricated to ensure the smoothness of the movement.

Service Support

Contact us if you cannot solve your problem with this manual.

Dallas

11307 Indian Trail, Dallas, Texas 75229, USA.

Tel: +1 469 930 6359

Web: www.aeoluspet.com

Shanghai

Floor 5, Building 6, No. 675, Zhujin Road, Songjiang District, Shanghai, China.

Tel: +86-21-67632060, 67632364